

Cynomolgus IL-13Ra1 Protein

Cat. No. ILR-CM1R1



Description

Source	Recombinant Cynomolgus IL-13Ra1 Protein is expressed from HEK293 with His tag at the C-Terminus. It contains Ala25-Thr341.
Accession	XP_005594500.1
Molecular Weight	The protein has a predicted MW of 37.59 kDa. Due to glycosylation, the protein migrates to 55-70 kDa based on Bis-Tris PAGE result.
Endotoxin	Less than 1EU per µg by the LAL method.
Purity	> 95% as determined by Bis-Tris PAGE > 95% as determined by HPLC

Formulation and Storage

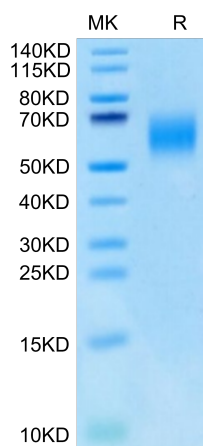
Formulation	Lyophilized from 0.22µm filtered solution in PBS (pH 7.4). Normally 8% trehalose is added as protectant before lyophilization.
Reconstitution	Centrifuge the tube before opening. Reconstituting to a concentration more than 100 µg/ml is recommended. Dissolve the lyophilized protein in distilled water.
Storage	-20 to -80°C for 12 months as supplied from date of receipt. -80°C for 3 months after reconstitution. Recommend to aliquot the protein into smaller quantities for optimal storage. Please minimize freeze-thaw cycles.

Background

Two type 1 membrane proteins belonging to the hemopoietin receptor family have been cloned and shown to bind IL-13 with differing affinities. The lower affinity IL-13 binding protein, previously designated IL-13 R alpha, IL-13 R alpha ' or NR4, is now referred to as IL-13 R alpha 1. The high-affinity IL-13 binding protein, previously also designated IL-13 R or IL-13 R alpha ', is now referred to as IL-13 R alpha 2.

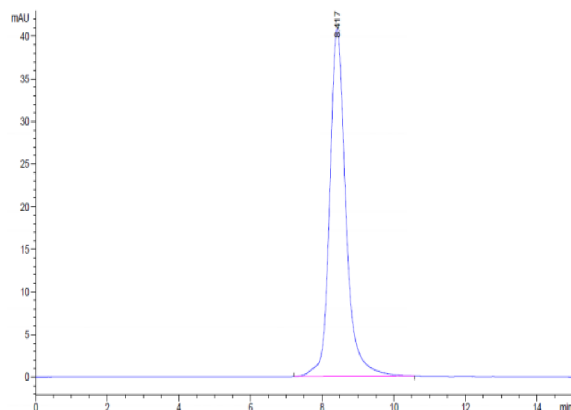
Assay Data

Bis-Tris PAGE



Cynomolgus IL-13Ra1 on Bis-Tris PAGE under reduced condition. The purity is greater than 95%.

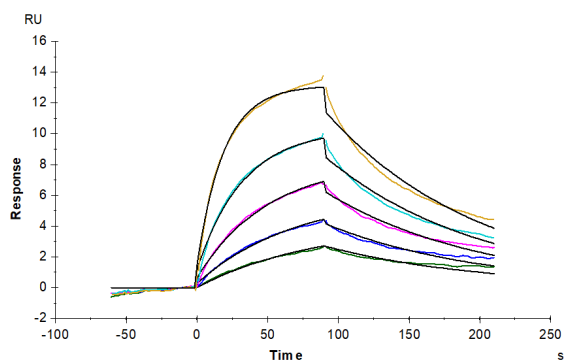
SEC-HPLC



The purity of Cynomolgus IL-13Ra1 is greater than 95% as determined by SEC-HPLC.

Assay Data

SPR Data



Cynomolgus IL-13Ra1, His Tag immobilized on CM5 Chip can bind Cynomolgus IL-13, His Tag with an affinity constant of 21.16 nM as determined in SPR assay (Biacore T200).